



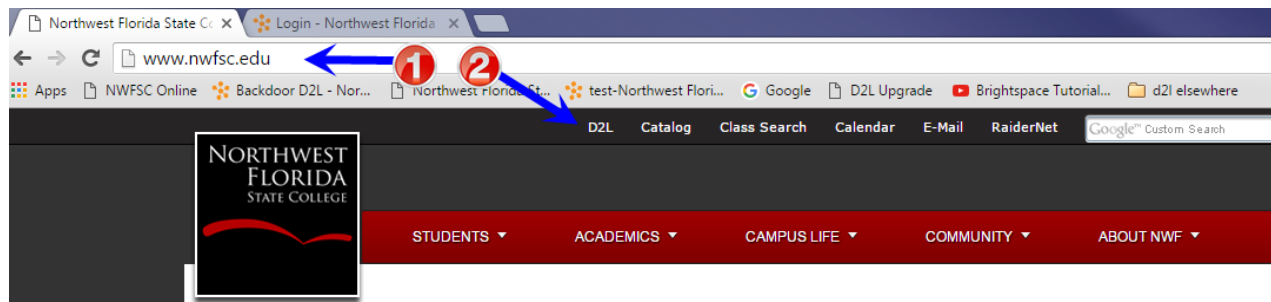
Desire2Learn (D2L) Adjusting the Course End Date

Instructions – Adjusting the Course Start Date - Quick and Easy:

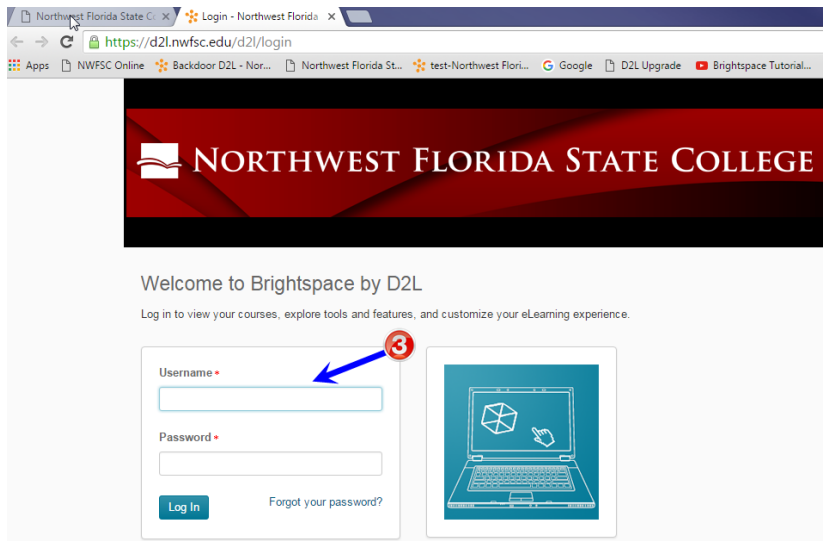
1. Launch a preferred web browser [e.g., Google Chrome, Mozilla Firefox, Microsoft Internet Explorer (IE) or Safari] and enter the **NWFSC web address** of <http://www.nwfsc.edu> (or bookmark <https://d2l.nwfsc.edu>).
2. Click the **D2L** link.
3. Log in using your **Raidernet/E-mail** credentials (omit the @nwfsc.edu in the username).
4. **Click on the D2L course name** to access the D2L course shell (virtual classroom). Use either the **Select a course...** option on the minibar or the **Courses Widget** below the navbar to find the course.
5. Click **Edit Course**.
6. Click **Course Offering Information**.
7. Find the **End Date area** and **adjust the date**.
8. Click **Save**.

Instructions with Images for Detailed Assistance:

1. Launch a preferred web browser [e.g., Google Chrome, Mozilla Firefox, Microsoft Internet Explorer (IE) or Safari] and enter the **NWFSC web address** of <http://www.nwfsc.edu> (or bookmark <https://d2l.nwfsc.edu>).
2. Click the **D2L** link.



3. Log in using your **Raidernet/E-mail credentials** (omit the @nwfsc.edu in the username).



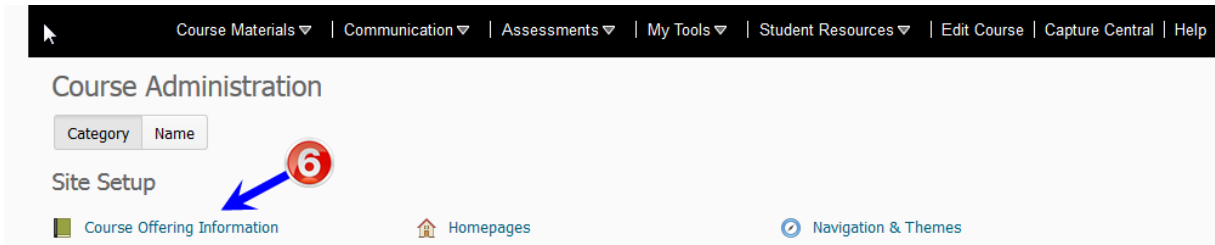
4. **Click on the D2L course name** to access the D2L course shell (virtual classroom). Use either the **Select a course...** option on the minibar or the **Courses Widget** below the navbar to find the course.



5. Click **Edit Course**



6. Click **Course Offering Information**



7. Find the **End Date area** and **adjust the date**

8. Click **Save**

